




TATA STEEL

Colorcoat LG[®]

Pre-finished steel for roof and wall cladding



White **CD1** 00E55



Goosewing Grey **CD1** 10A05




Meadowland **CD1** 12B17



Hamlet **CD1** RAL 9002



Albatross **CD1** 18B17



Merlin Grey **CD1** 18B25



Moorland Green **CD1** 12B21



Honesty **CD1** 10C31



Wedgewood Blue **CD1** 18C37



Raven **CD2** 18B29




Heritage Green **CD2** RAL 6002



Mushroom **CD1** 10B19



Ocean Blue **CD2** 18C39




Anthracite **CD2** RAL7016



Olive Green **CD1** 12B27



Terracotta **CD2** 04C39



Sargasso **CD2** RAL 5003



Black **CD1** 00E53



Juniper Green **CD2** 12B29



Vandyke Brown **CD2** 08B29

Notes

1. The standard colour references shown above are the nearest equivalents.
2. The printed colours shown for Colorcoat[®] LG are for guidance only. For a true representation of colour and effect, please obtain product samples from the Colorcoat Connection[®] helpline.
3. If an exact match between components and Colorcoat[®] LG is essential, this is best achieved by matching to the actual cladding delivered to site.